




SATTLER

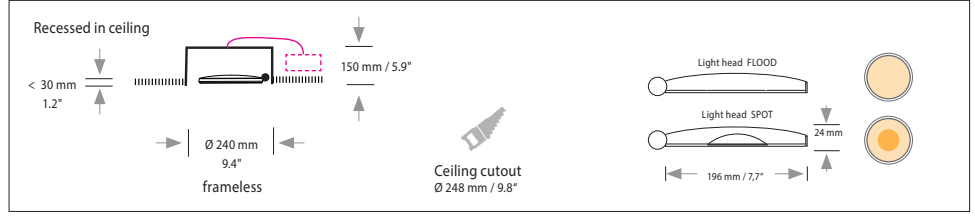
AVVENI



DOWNLIGHT frameless



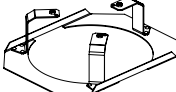
Product-information: Downlight, light head can be taken off and is fully adjustable through a magnetic hinge system. Light heads are available as flood or spot versions (lenses with 26 and 34 degrees).



STRUCTURE

STRUCTURE					STRUCTURE				
Type	Installation Ø / depth mm	Installation Ø / depth inches	LED Watt	weight kg ² / lbs ²	Type No.	Finish 1	DIM	Power Supply Cable	Mounting Version
	Ø 248 / 150	Ø 9.8 / 5.9"	12,5 W	2.5 / 5.5	1115.	xx.	xx.	xx.	xx.
Finish 1	Installation housing in white				xxxx.	12	xx.	xx.	xx.
Dimmer	DALI-2 TRIAC	Standard			xxxx.	xx.	06	xx.	xx.
Power Supply Cable	without visible power supply cable				xxxx.	xx.	xx.	00	xx.
Mounting Version	V up to ceiling thickness ≤ 30 mm	Standard			xxxx.	xx.	xx.	xx.	0V

Recessed in ceiling with external power supply



Mounting frame to be plastered in

OrderNo.STRUCTURE

LIGHT HEAD

LIGHT HEAD				Type No.	Finish 2	Finish 3	LED Kelvin	Beam angle		
Type				01	xx.	xx.	xx.	xx.	xx.	xx.
Finish 2 Light head outside ring	12 white matt RAL 9003	62 (14) black matt	22 aluminum polished	Standard	xx.	12	xx.	xx.	xx.	xx.
Finish 3 Light head top cover	60 silver anodised	61 gold anodised	62 black anodised	Standard	xx.	60	xx.	xx.	xx.	xx.
LED	Extra warm-white 2700 K			xx.	xx.	27	xx.	xx.	xx.	xx.
CRI >92	Warm-white 3000 K			xx.	xx.	30	xx.	xx.	xx.	xx.
	Neutral-white 4000 K			xx.	xx.	40	xx.	xx.	xx.	xx.
Beam Angle	FLOOD	12,5 W 1282 ¹ Lumen		Standard	xx.	xx.	xx.	99	00	00
	SPOT 26°	12,5 W 1550 ¹ Lumen UGR<19			xx.	xx.	xx.	26	00	00
	SPOT 34°	12,5 W 1550 ¹ Lumen			xx.	xx.	xx.	34	00	00

Order No. LIGHT HEAD FLOOD

Order No. LIGHT HEAD SPOT

Input voltage for all external power supply units and canopies is 220-240 VAC 50-60 Hz

Luminaires are suitable for mounting on ordinary flammable materials, which have an inflammation point of at least 200° C / 392° F.

Technical data is subject to change. Errors and omissions excepted 1) Net lumen output: Losses due to diffusors and reflectors are considered. Lumen values refer to an ambient temperature of max. 35° C / 95° F. 2) Weight of lights without remote technical unit or canopy.