

AVVENI

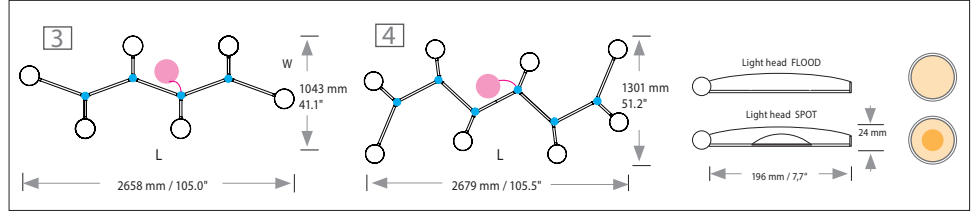
PENDANT 6 | 8



SATTLER

Product-information: Aluminium structure with six / eight light heads. Each light head can be taken off and is fully adjustable through a magnetic hinge system. Light heads are available as flood or spot versions (lenses with 26 and 34 degrees). Cable suspensions are adjustable.

Design: Ulrich Sattler | Michael Schmidt, Code2design



STRUCTURE

Type	L / W mm	L / W inches	LED Watt	weight kg ²⁾ / lbs ²⁾
3	L 2658 / W 1043	L 105.0 / W 41.1"	75 W	5,3 / 11.7
4	L 2679 / W 1301	L 105.5 / W 51.2"	100 W	7,1 / 15.7

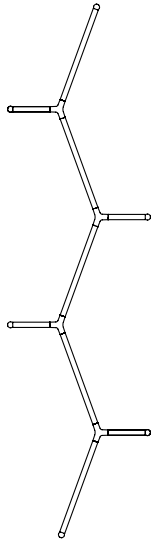
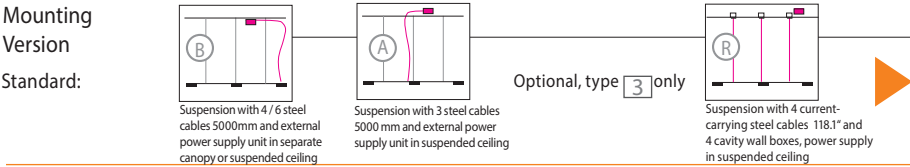
STRUCTURE

Type No.	Finish 1	DIM	Power Supply Cable	Mounting Version
1135.	XX.	XX.	XX.	XX.
1140.	XX.	XX.	XX.	XX.
XXXX.	12	XX.	XX.	XX.
XXXX.	14	XX.	XX.	XX.
XXXX.	22	XX.	XX.	XX.
XXXX.	XX.	05	XX.	XX.
XXXX.	XX.	06	XX.	XX.
XXXX.	XX.	08	XX.	XX.
XXXX.	XX.	XX.	70	XX.
XXXX.	XX.	XX.	00	XX.
XXXX.	XX.	XX.	XX.	0x.

Finish 1 Structure	12 white matt RAL 9003	14 black matt	22 aluminium polished	Standard
	Dimmer			
	0-10 V DALI CASAMBI			

light heads only dimmable together

Cable	power supply cable, silver 5000 mm (A/B) without power supply cable, current-carrying suspension (R) 3000mm (optional, type 3 only)	Standard
-------	-------------------------------------------------------------------------------------------------------------------------------------	----------



LIGHT HEAD

Type	Finish 2	Finish 3	LED Kelvin	Beam angle	Beam diameter	Beam length
01	XX.	XX.	XX.	XX.	XX.	XX.
Finish 2 Light head outside ring	12 white matt RAL 9003	62 (14) black matt	22 aluminium polished	Standard	XX.	12
	Finish 2 must be the same as finish 1			XX.	62	XX.
				XX.	22	XX.
Finish 3 Light head top cover	60 silver anodised	61 gold anodised	62 black anodised	Standard	XX.	60
				XX.	61	XX.
				XX.	62	XX.
LED CRI >92	Extra warm-white 2700 K			XX.	XX.	27
	Warm-white 3000 K			XX.	XX.	30
	Neutral-white 4000 K			XX.	XX.	40
Beam Angle	FLOOD 6 / 8 x 12,5 W 1282 ¹⁾ Lumen		Standard	XX.	XX.	99 00 00
	SPOT 26° 12,5 W 1550 ¹⁾ Lumen UGR<19			XX.	XX.	26 00 00
	SPOT 34° 12,5 W 1550 ¹⁾ Lumen			XX.	XX.	34 00 00

Quantity Order No. LIGHT HEAD

Quantity Order No. LIGHT HEAD

Flood and spot heads may be mixed within one structure

Quantity Order No. Accessories (page 2)



Technical data is subject to change. Errors and omissions excepted 1) Net lumen output: Losses due to diffusors and reflectors are considered. Lumen values refer to an ambient temperature of max. 35° C / 95° F. 2) Weight of lights without remote technical unit or canopy.

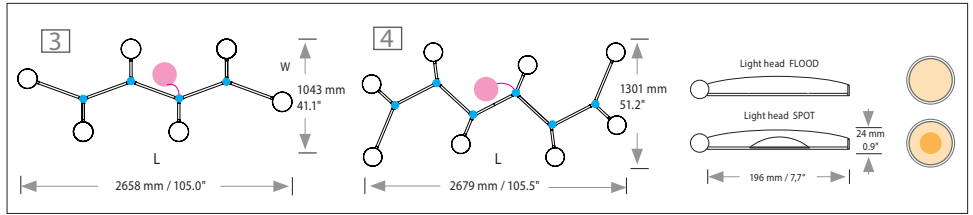
AVVENI

PENDANT 6|8

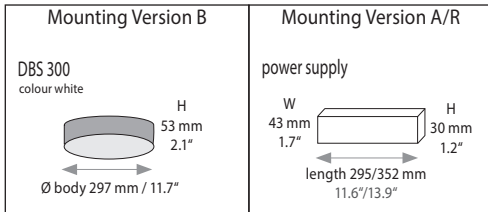
www.sattler-lighting.com



Product- Aluminium structure with six / eight light heads.
information: Each light head can be taken off and is fully adjustable through a magnetic hinge system. Light heads are available as flood or spot versions (lenses with 26 and 34 degrees). Cable suspensions are adjustable.
Design: Ulrich Sattler | Michael Schmidt, Code2design



MOUNTING VERSION



Input voltage for all external power supply units and canopies is 220-240 VAC 50/60 Hz

ACCESSORIES

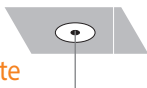
CASAMBI WALL SWITCH



CASAMBI wall-switch	white	207. 00.00.00.11
CASAMBI wall-switch	black	207. 00.00.00.10

Casambi wall-switch is a wireless user interface that can be configured via the Casambi app. The four target buttons can control a scene or an animation of the user's choice or simply one luminaire, one luminaire group or all lights together if so desired. Up to 4 groups may be separately programmed. It comes with a wall mounting plate. The switch can be attached to the plate as it is equipped with magnets.

Power cable cover plate



Consisting of a cavity ceiling box with 80mm round metal cover.
 Applicable to mounting version A/B.

white	200. 00.00.00.12
-------	------------------