



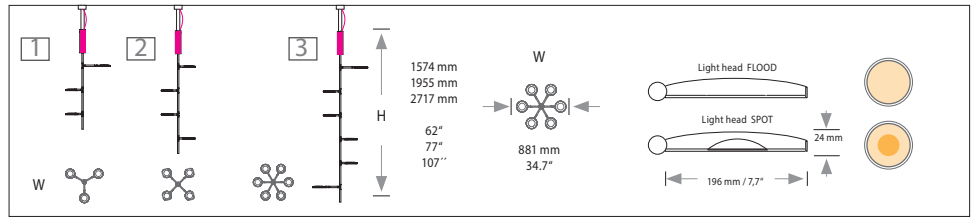
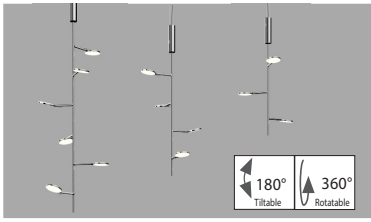
SATTLER

AVVENI VERTICAL³ | 4 | 6



Product-information: Aluminium structure with 3, 4, or 6 light heads. Each light head can be taken off and is fully adjustable through a magnetic hinge system. Light heads are available as flood or spot versions (lenses with 26 and 34 degrees). Cable suspensions are adjustable.

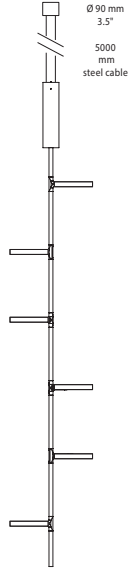
Design: Ulrich Sattler | Michael Schmidt, Code2design



STRUCTURE

Type	H / W mm	H / W inches	LED Watt	weight kg ²⁾ / lbs ²⁾	STRUCTURE				
					Type No.	Finish 1	DIM	Power Supply Cable	Mounting Version
1	H 1574 / W 881	H 62 / W 34.7"	37,5 W	4,7 / 10.4	1150.	XX.	XX.	XX.	XX.
2	H 1955 / W 881	H 77 / W 34.7"	50 W	5,5 / 12.1	1151.	XX.	XX.	XX.	XX.
3	H 2717 / W 881	H 107 / W 34.7"	75 W	7,0 / 15.4	1152.	XX.	XX.	XX.	XX.
Finish 1 Structure	12 white matt RAL 9003	14 black matt	22 aluminium polished	Standard	XXXX.	12 14 22	XX. XX. XX.	XX. XX. XX.	XX. XX. XX.
Dimmer	0-10 V DALI CASAMBI			Standard	XXXX.	XX.	05 06 08	XX. XX. XX.	XX. XX. XX.
light heads only dimmable together									
Power Supply Cable	power supply cable, silver 5000 mm			Standard	XXXX.	XX.	XX.	70	XX
Mounting Version	S	Standard Steel cable suspension with pendant canopy and two steel cables 5000 mm			XXXX.	XX.	XX.	XX.	05

OrderNo.STRUCTURE



LIGHT HEAD

Type				LED		Kelvin Beam angle			
	Finish 2	Finish 3	LED	XX.	XX.	XX.	XX.	XX.	
Finish 2 Light head outside ring	12 white matt RAL 9003	62 (14) black matt	22 aluminium polished	Standard	XX.	12 62 22	XX. XX. XX.	XX. XX. XX.	XX. XX. XX.
Finish 2 must be the same as finish 1									
Finish 3 Light head top cover	60 silver anodised	61 gold anodised	62 black anodised	Standard	XX.	60 61 62	XX. XX. XX.	XX. XX. XX.	XX. XX. XX.
LED	LED	Extra warm-white 2700 K	Warm-white 3000 K		XX.	XX.	XX.	27 30 40	XX. XX. XX.
CRI >92		Neutral-white 4000 K			XX.	XX.	XX.		XX. XX. XX.
Beam Angle	FLOOD 3/4/6 x 12,5 W 1282 ¹⁾ Lumen			Standard	XX.	XX.	XX.	XX.	99 00 00
	SPOT 26° 12,5 W 1550 ¹⁾ Lumen UGR<19				XX.	XX.	XX.	XX.	26 00 00
	SPOT 34° 12,5 W 1550 ¹⁾ Lumen				XX.	XX.	XX.	XX.	34 00 00

Quantity Order No. LIGHT HEAD

Quantity Order No. LIGHT HEAD

Flood and spot heads may be mixed within one structure
Quantity Order No. Accessories (page 2)



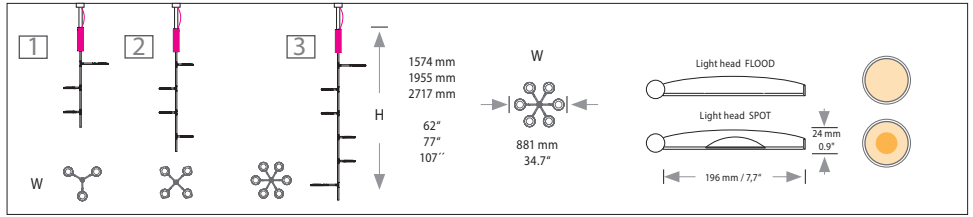
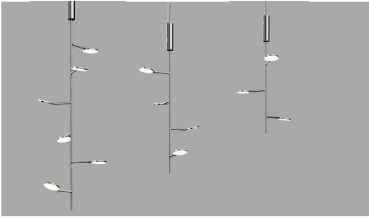
Technical data is subject to change. Errors and omissions excepted 1) Net lumen output: Losses due to diffusors and reflectors are considered. Lumen values refer to an ambient temperature of max. 35° C / 95° F.
2) Weight of lights without remote technical unit or canopy.

AVVENI VERTICAL³ | 4 | 6

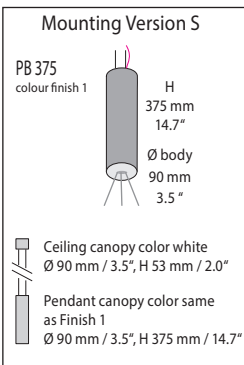
Product-information: Aluminium structure with 3, 4, or 6 light heads. Each light head can be taken off and is fully adjustable through a magnetic hinge system. Light heads are available as flood or spot versions (lenses with 26 and 34 degrees). Cable suspensions are adjustable.

Design: Ulrich Sattler | Michael Schmidt, Code2design

www.sattler-lighting.com



MOUNTING VERSION



Input voltage for all external power supply units and canopies is 220-240 VAC 50/60 Hz

ACCESSORIES

CASAMBI WALL SWITCH



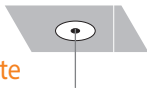
CASAMBI wall-switch
CASAMBI wall-switch

white
black

207. 00.00.00.11
207. 00.00.00.10

Casambi wall-switch is a wireless user interface that can be configured via the Casambi app. The four target buttons can control a scene or an animation of the user's choice or simply one luminaire, one luminaire group or all lights together if so desired. Up to 4 groups may be separately programmed. It comes with a wall mounting plate. The switch can be attached to the plate as it is equipped with magnets.

Power cable cover plate



Consisting of a cavity ceiling box with 80mm round metal cover.
Applicable to mounting version A/B.

white

200. 00.00.00.12