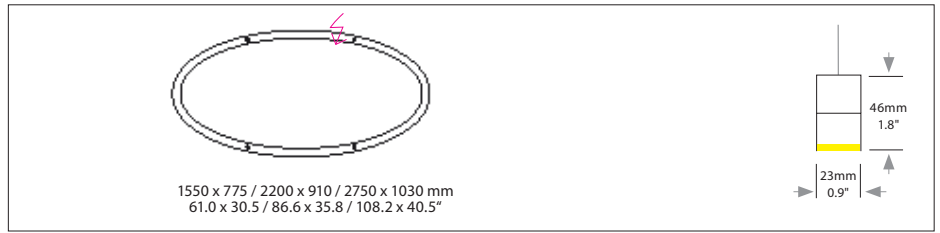



DOPPIO ELLIPSE DIRECT

Housing: Aluminium profile with integrated opal diffuser
Design: SATTLER



Sizes	Size: L x W x H mm	Inches	LED Watt	Lumen ¹⁾	Weight ²⁾ kg/lbs	Item No.	LED	Dimming	LED	Finish	Power supply cable	Mounting version		
	1550 x 775 mm	61.0 x 30.5"	70	4.130	6 / 13.2	1091.	X X.	X X.	X X.	X X.	X X X.	X		
	2200 x 910 mm	86.6 x 35.8"	89	5.251	7 / 15.4	1092.	X X.	X X.	X X.	X X.	X X X.	X		
	2750 x 1030 mm	108.2 x 40.5"	115	6.785	9 / 19.8	1093.	X X.	X X.	X X.	X X.	X X X.	X		
	<p>Direct</p>													
LED	<p>CRI > 90 Mac Adam 3 SELV L80 B10 100.000 h</p>	Standard:	Warm-white	3000 K		X X X.	30.	X X.	X X.	X X.	X X X.	X		
		Optional:	Neutral-white Extra warm-white	4000 K 2700 K		X X X. X X X.	40. 27.	X X. X X.	X X. X X.	X X. X X.	X X X. X X X.	X X		
Dimming		Standard:	Without Dimmer			X X X.	X X.	01.	00.	X X.	X X X.	X		
		Optional:	0-10 DALI CASAMBI			X X X. X X X. X X X.	X X. X X. X X.	51. 61. 81.	00. 00. 00.	X X. X X. X X.	X X X. X X X. X X X.	X X X		
Finish	<p>Standard:</p> <p>12 white, powder coated, similar RAL 9003</p>	<p>Optional (Powder coated):</p>	11 white, similar RAL 9010	10 black fine textured	30 anthracite fine textured	33 sand silver fine textured	34 bronze satined							
			35 gold	36 brass	37 bronze fine textured	38 copper								
	Optional (Premium):		22 aluminium polished	27 brush-finished aluminium	22, 27 Top cover black	66 bronze anodised brushed	65 champ. gold anodised brushed	XX Custom finish	X X X.	X X.	X X.	X X.	X X X.	X
Power supply cable	<p>Standard:</p> <p>Z 70 Silver</p>	<p>Optional:</p>	Z 71 white	Z 72 grey	Z 73 black									
			Z 74 orange	Z 75 red	Z 76 green	000 Without power cable Current-carrying F, R, T, K	X X X.	X X.	X X.	X X.	X X.	X X X.	X	



Handcrafted in Germany, certified quality



Conforms to UL-STD 1598 Certified to CSA-STD C22.2 No.250.0-08



Protective rating of luminaire



Direct light distribution



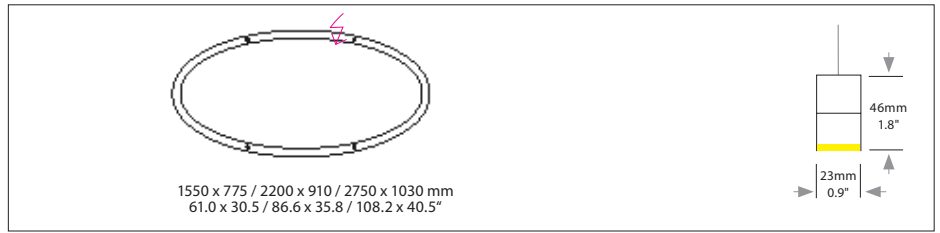
Protection class III: only suitable for very low voltage supply (<50V)



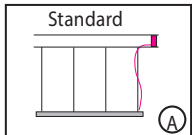
Luminaires are suitable for mounting on ordinary flammable materials, which have an inflammation point of at least 200° C. / 392° F.

DOPPIO ELLIPSE DIRECT

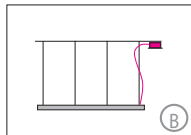
Housing: Aluminium profile with integrated opal diffuser
Design: SATTLER



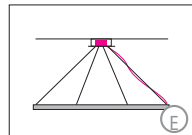
Mounting version



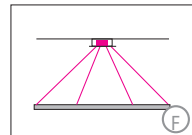
4-point suspension with external power supply unit in suspended ceiling



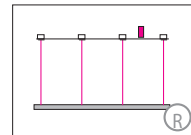
4-point suspension with external power supply unit in separate canopy



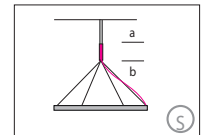
suspension through canopy



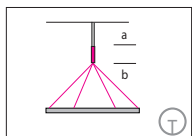
4 current-carrying steel cables.



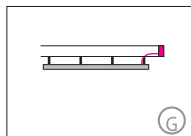
Suspension with 4 current-carrying steel cables and cavity wall box.



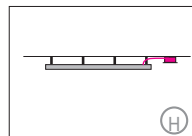
Suspension with pendant canopy PB 375 and steel cables
(a) 5000 mm / 196.8" +
(b) 3000 mm / 118.1"



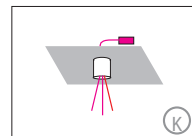
Suspension with pendant canopy PB 375 and current-carrying steel cables
(a) 5000 mm / 196.8" +
(b) 3000 mm / 118.1"



Direct ceiling mounting (white) 50mm / 1.9" with external power supply unit in suspended ceiling



Direct ceiling mounting (white) 50mm / 1.9" with external power supply unit in separate canopy



Suspension point as clamping unit with 4 cables and remote technical unit in suspended ceiling.

Item No.	LED	Dimming	LED	Finish	Power supply cable	Mounting version
x x x.	x x.	x x.	x x.	x x.	x x x	-

A, B, G, H, R = Distance of external power supply unit to light fixture max. 10m / 394".

E, F, S, T, K = Minimum suspension height is half the diameter of light fixture, maximum suspension height two times diameter of light fixture

Including steel cable suspension Version F,R 3000mm/118" version S,T 5000 + 3000mm / 197"+118" and/or power supply cable 5000mm/197"

---	---	---	---	---	---	---
-----	-----	-----	-----	-----	-----	-----

Complete order number

Power supply units:		Type / Size mm / inch L x W x H	For use with Mounting version	Protective rating
	DE 1F	360 x 143 x 56 mm / 14.2 x 5.6 x 2.2"	A, G, R, K	IP 20

Input voltage for all external power supply units and canopy is 220-240 VAC 50-60 Hz

Canopy:		Type / Size mm / inch	For use with Mounting version	Protective rating
	DB 290	Ø 290 / 260 / 60 mm / 11.4 x 10.2 / 2.3"	B, E, F, H (up to 2200 mm)	IP 20
	DB 350	Ø 350 / 320 / 60 mm / 13.7 x 12.5 / 2.3"	B, E, F, H (up to 2750 mm)	IP 20
	PB 375	Ø 90 H 375 mm / 3.5 x 14.8"	S, T	IP 20

Colour: 12 white, similar RAL 9003, contact factory for other finishes
USA/Canada: Canopy mounts to 4" octagonal junction box.

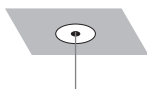
Optional



CASAMBI wall-switch

207. 00. 00. 00. 12. (white)
207. 00. 00. 00. 10. (black)

Casambi wall-switch is a wireless user interface that can be configured via the Casambi app. The four target buttons can control a scene or an animation of the user's choice or simply one luminaire, one luminaire group or all lights together if so desired. Up to 4 groups may be separately programmed. It comes with a wall mounting plate. The switch may be also used on its own as it is attached to the wall plate using magnets.



Power cable cover plate for mounting version A

200. 00. 00. 00. 12. (white)

Consisting of a cavity ceiling box with 80mm round metal cover. Applicable to mounting version A..



Handcrafted in Germany, certified quality



Conforms to UL-STD 1598 Certified to CSA-STD C22.2 No.250.0-08



Protective rating of luminaire



Direct light distribution



Protection class III: only suitable for very low voltage supply (<50V)



Luminaires are suitable for mounting on ordinary flammable materials, which have an inflammation point of at least 200° C. / 392° F.