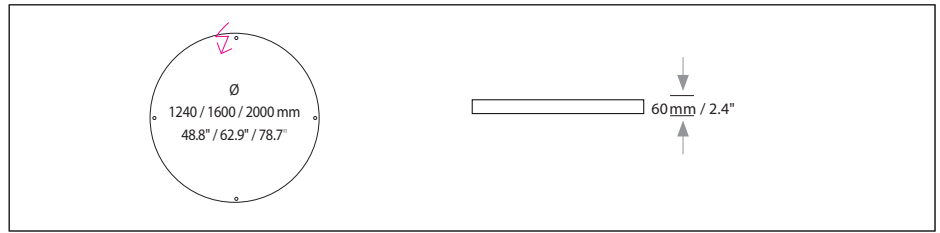

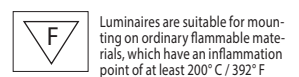


HIGHMOON FLAT

Housing: Aluminium housing with translucent foil.
Level of illumination slightly decreasing towards centre.
Design: SATTLER



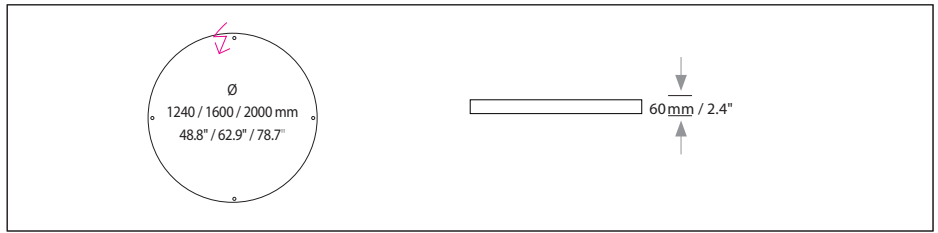

	Size: Ø x H mm	Inches	LED Watt	Lumen ¹⁾	Weight ²⁾ kg/lbs	Item No.	LED	Dimming	LED	Finishes	Power supply cable	Mounting version										
Sizes	Ø 1240 x 60	48.1 x 2.4"	89	6.859	6 / 13.2	274.	XX.	XX.	XX.	XX.	XXX.	X										
	Ø 1600 x 60	62.9 x 2.4"	117	9.117	8 / 17.6	278.	XX.	XX.	XX.	XX.	XXX.	X										
	Ø 2000 x 60	78.7 x 2.4"	148	11.600	11 / 24.2	280.	XX.	XX.	XX.	XX.	XXX.	X										
LED	<p>Standard: Neutral-white 4000 K Optional: Warm-white 3000 K Extra warm-white 2700 K Tunable white* 2700 - 6500 K RGB colour control* * (only in combination with dimming DALI, CASAMBI) Combinations up to two stripes of LED possible</p>	<p>CRI > 90 Mac Adam 3 SELV L80 B10 100.000 h</p>		Standard: Neutral-white 4000 K	XXX.	40.	XX.	XX.	XX.	XX.	XXX.	X										
				Optional: Warm-white 3000 K	XXX.	30.	XX.	XX.	XX.	XX.	XXX.	X										
				Optional: Extra warm-white 2700 K	XXX.	27.	XX.	XX.	XX.	XX.	XXX.	X										
				Optional: Tunable white* 2700 - 6500 K	XXX.	80.	XX.	XX.	XX.	XXX.	X											
Dimming		Standard: Without Dimmer	XXX.	XX.	01.	00.	XX.	XXX.	X													
		Optional: 0 - 10 V DALI CASAMBI	XXX.	XX.	51.	00.	XX.	XXX.	X													
			XXX.	XX.	81.	00.	XX.	XXX.	X													
Finish	<p>Standard: 12 white, powder coated, similar RAL 9003</p> <p>Optional (Powder coated):</p> <p>Optional (Premium):</p>	11 white, similar RAL 9010	10 black fine textured	30 anthracite fine textured	33 sand silver fine textured	34 bronze satined																
		35 gold	36 brass	37 bronze fine textured	38 copper																	
		22 aluminium polished	27 brush-finished aluminium	XX Custom finish																		
		XXX.	XX.	XX.	XX.	---								XXX.	X							
		Power supply cable	<p>Standard: Z 70 Silver</p> <p>Optional:</p>	Z 71 white	Z 72 grey	Z 73 black																
				Z 74 orange	Z 75 red	Z 76 green																
XXX.	XX.			XX.	XX.	XX.	---	X														



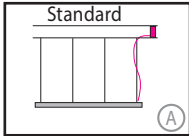
Technical data is subject to change. Errors and omissions excepted 1) Net lumen output: Losses due to diffusers and reflectors are considered. Lumen values refer to an ambient temperature of max. 35° C / 95° F. 2) Weight of lights without remote technical unit or canopy.

HIGHMOON FLAT

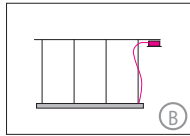
Housing: Aluminium housing with translucent foil.
Level of illumination slightly decreasing towards centre.
Design: SATTLER



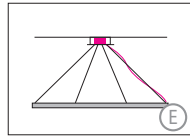
Mounting Version



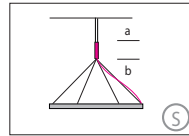
4-point suspension with external power supply unit in suspended ceiling



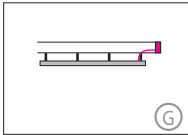
4-point suspension with external power supply unit in separate canopy



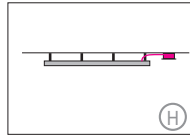
suspension through canopy



Suspension with pendant canopy PB 375 and steel cables
(a) 5000 mm / 196.8" +
(b) 3000 mm / 118.1"



Direct ceiling mounting 50mm / 1.9" with external power supply unit in suspended ceiling



Direct ceiling mounting (white) 50mm / 1.9" with external power supply unit in separate canopy

Item No.	LED	Dimming	LED	Finishes	Power supply cable	Mounting version
X X X.	X X.	X X.	X X.	X X.	X X X	-

A, B, G, H = Distance of external power supply unit to light fixture max. 10m / 394".

E, S = Minimum suspension height half the diameter of light fixture, maximum suspension height two times diameter of light fixture

Including steel cable suspension 5000mm / 197" ; Version S 5000 / 3000mm / 197"/118" and/or power supply cable 5000mm / 197"

Complete order number

---, --, --, --, --, --, --

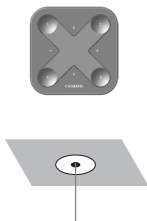
Type / Size mm / inch L x W x H	For use with Mounting version	Protective rating
DE 1F 363 x 143 x 56 mm / 14.2 x 5.6 x 2.2"	A, G (Ø 1240, 1600 mm)	IP 20
DE 2F 363 x 283 x 56 mm / 14.2 x 11.1 x 2.2"	A, G (Ø 2000 mm)	IP 20

Input voltage for all external power supply units and canopy is 220-240 VAC 50-60 Hz

Type / Size mm / inch Ø cover plate / body / H	For use with Mounting version	Protective rating
DB 290 Ø 290 / 260 / 60 mm / 11.4 x 10.2 / 2.3"	B, E, H (Ø 1240 mm)	IP 20
DB 350 Ø 350 / 320 / 60 mm / 13.7 x 12.5 / 2.3"	B, E, H (Ø 1600, 2000 mm)	IP 20
PB 375 Ø 90 H 375 mm / 3.5 x 14.8"	S (up to Ø 1600 mm)	IP 20
PB 652 Ø 90 H 652 mm / 3.5 x 25.7"	S (Ø 2000 mm)	IP 20

Colour: 12 white, similar RAL 9003, contact factory for other finishes
USA/Canada: Canopy mounts to 4" octagonal junction box.

Optional



CASAMBI wall-switch

207. 00. 00. 00. 12. (white)
207. 00. 00. 00. 10 (black)

Casambi wall-switch is a wireless user interface that can be configured via the Casambi app. The four target buttons can control a scene or an animation of the user's choice or simply one luminaire, one luminaire group or all lights together if so desired. Up to 4 groups may be separately programmed. It comes with a wall mounting plate. The switch may be also used on its own as it is attached to the wall plate using magnets.

Power cable cover plate for mounting version A

200. 00. 00. 00. 12 (white)

Consisting of a cavity ceiling box with 80mm round metal cover. Applicable to mounting version A.



Handcrafted in Germany, certified quality



Conforms to UL-STD 1598 Certified to CSA-STD C22.2 No.250.0-08



Protection class III: only suitable for very low voltage supply (<50V)



Luminaires are suitable for mounting on ordinary flammable materials, which have an inflammation point of at least 200° C / 392° F

Technical data is subject to change. Errors and omissions excepted 1) Net lumen output: Losses due to diffusers and reflectors are considered. Lumen values refer to an ambient temperature of max. 35° C / 95° F. 2) Weight of lights without remote technical unit or canopy.