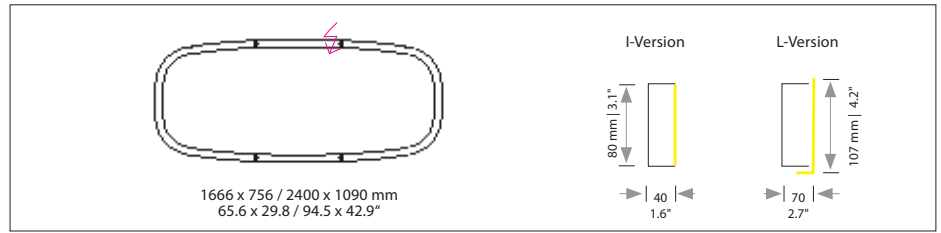
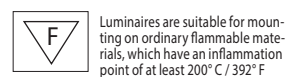
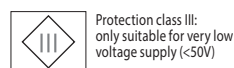


SOFT SQUARE

Housing: Aluminium profile, integrated (I) or L-shaped opal diffuser (L)
 Design: SATTLER



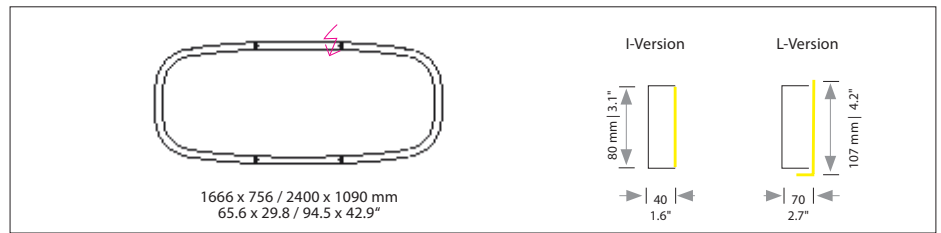
Sizes	Size: L x W x H mm	Inches	LED Watt	Lumen ¹⁾	Weight ²⁾ kg/lbs	Item No.	LED	Dimming	LED	Finishes	Power supply cable	Mounting version	
I-Version	1666 x 756 x 80	65.6 x 29.8 x 3.1	87	5.816	9 / 20.0	825.	X X.	X X.	X X.	X X.	X X X.	X	
	2400 x 1090 x 80	94.5 x 42.9 x 3.1	120	8.481	12 / 26.5	837.	X X.	X X.	X X.	X X.	X X X.	X	
L-Version	1666 x 756 x 107	65.6 x 29.8 x 4.2	87	6.309	11,5 / 25.5	824.	X X.	X X.	X X.	X X.	X X X.	X	
	2400 x 1090 x 107	94.5 x 42.9 x 4.2	120	9.152	12,5 / 27.5	836.	X X.	X X.	X X.	X X.	X X X.	X	
LED <small>CRI > 90 Mac Adam 3 SELV L80 B10 100.000 h</small>	Standard: Optional:	Neutral-white	4000 K	X X X.	40.	X X.	X X.	X X.	X X.	X X X.	X		
		Warm-white	3000 K	X X X.	30.	X X.	X X.	X X.	X X.	X X X.	X		
		Extra warm-white	2700 K	X X X.	27.	X X.	X X.	X X.	X X.	X X X.	X		
		Tunable white*	2700 - 6500 K	X X X.	80.	X X.	X X.	X X.	X X.	X X X.	X		
		RGB colour control*		X X X.	60.	X X.	00.	X X.	X X.	X X X.	X		
		RGB + Neutral-White*	4000 K	X X X.	60.	X X.	40.	X X.	X X.	X X X.	X		
		* (only in combination with dimming DALI, CASAMBI) Combinations up to two stripes of LED possible											
Dimming	Standard: Optional:	Without Dimmer		X X X.	X X.	01.	00.	X X.	X X X.	X			
		0 - 10 V		X X X.	X X.	51.	00.	X X.	X X X.	X			
		DALI CASAMBI		X X X.	X X.	61. 81.	00. 00.	X X.	X X X.	X			
Finish	Standard: Optional (Powder coated): Optional (Premium):	12 white, powder coated, similar RAL 9003	11 white, similar RAL 9010	10 black fine textured	30 anthracite fine textured	33 sand silver fine textured	34 bronze satined						
			35 gold	36 brass	37 bronze fine textured	38 copper							
			22 aluminium polished	27 brush-finished aluminium	44 wood veneer, white borders	XX Custom finish	X X X.	X X.	X X.	X X.	---	X X X.	X
Power supply cable	Standard: Optional:	Z 70 Silver	Z 71 white	Z 72 grey	Z 73 black								
			Z 74 orange	Z 75 red	Z 76 green	000 Without power cable	X X X.	X X.	X X.	X X.	X X.	---	X



Technical data is subject to change. Errors and omissions excepted 1) Net lumen output: Losses due to diffusers and reflectors are considered. Lumen values refer to an ambient temperature of max. 35° C / 95° F. 2) Weight of lights without remote technical unit or canopy.

SOFT SQUARE

Housing: Aluminium profile, integrated (I) or L-shaped opal diffuser (L)
 Design: SATTLER



Mounting Version

4-point suspension with external power supply unit in suspended ceiling	4-point suspension with external power supply unit in separate canopy	suspension through canopy	4 current-carrying steel cables. Only 1 strip LED possible. Not in combination with RGB	Suspension with current-carrying steel cables and cavity wall box. Not in combination with RGB	Suspension with pendant canopy PB 375 and steel cables (a) 5000 mm / 196.8" + (b) 3000 mm / 118.1"
Suspension with pendant canopy PB 375 and current-carrying steel cables. (a) 5000 mm / 196.8" + (b) 3000 mm / 118.1" Not in combination with RGB	Direct ceiling mounting 50mm / 1.9" with external power supply unit in suspended ceiling	Direct ceiling mounting (white) 50mm / 1.9" with external power supply unit in separate canopy	Suspension point as clamping unit with 4 current-carrying cables and remote technical unit in suspended ceiling.		

A, B, G, H, R = Distance of external power supply unit to light fixture max. 10m / 394".
 S, T, K, E, F = Minimum suspension height half the diameter of light fixture, maximum suspension height two times diameter of light fixture
 Including steel cable suspension 5000mm / 197"; Version S, T 5000 / 3000mm / 197"/118" and/or power supply cable 5000mm / 197"; Version F, R 3000 mm / 118"

Item No.	LED	Dimming	LED	Finishes	Power supply cable	Mounting version
X X X.	X X.	X X.	X X.	X X.	X X X	<input type="checkbox"/>

Complete order number

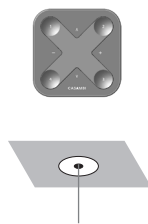
Type / Size mm / inch L x W x H	For use with Mounting version	Protective rating
DE 1F 363 x 143 x 56 mm / 14.2 x 5.6 x 2.2"	A, G, R, K	IP 20

Type / Size mm / inch Ø cover plate / body / H	For use with Mounting version	Protective rating
DB 290 Ø 290 / 260 / 60 mm / 11.4 x 10.2 / 2.3"	B, E, F, H (size 1666 x 756)	IP 20
DB 350 Ø 350 / 320 / 60 mm / 13.7 x 12.5 / 2.3"	B, E, F, H (size 2400x1090)	IP 20
PB 375 Ø 90 H 375 mm / 3.5 x 14.8"	S, T	IP 20

Colour: 12 white, similar RAL 9003, contact factory for other finishes
 USA/Canada: Canopy mounts to 4" octagonal junction box.

Input voltage for all external power supply units and canopy is 220-240 VAC 50-60 Hz

Optional



CASAMBI wall-switch

207. 00. 00. 00. 12. (white)
 207. 00. 00. 00. 10. (black)

Casambi wall-switch is a wireless user interface that can be configured via the Casambi app. The four target buttons can control a scene or an animation of the user's choice or simply one luminaire, one luminaire group or all lights together if so desired. Up to 4 groups may be separately programmed. It comes with a wall mounting plate. The switch may be also used on its own as it is attached to the wall plate using magnets.

Power cable cover plate for mounting version A

200. 00. 00. 00. 12 (white)

Consisting of a cavity ceiling box with 80mm round metal cover. Applicable to mounting version A.

	Handcrafted in Germany, certified quality		Conforms to UL-STD 1598 Certified to CSA-STD C22.2 No.250.0-08		Protective rating of luminaire		Light distribution inwards		Protection class III: only suitable for very low voltage supply (<50V)		Luminaires are suitable for mounting on ordinary flammable materials, which have an inflammation point of at least 200° C / 392° F
--	---	--	--	--	--------------------------------	--	----------------------------	--	--	--	--