
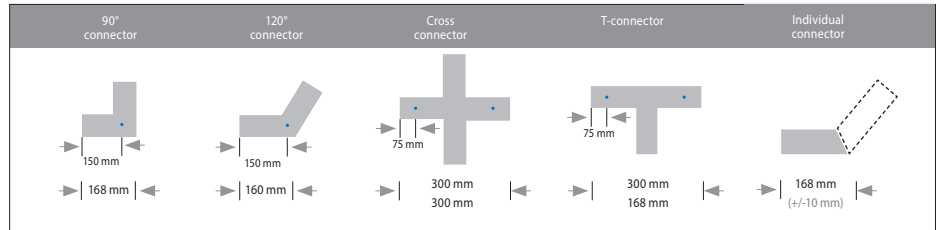


PALADIO CONNECT 2 35



Housing: Aluminium profile with blind cover
Design: SATTLER



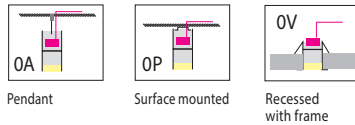
PALADIO CONNECT elements are connectors for the PALADIO PRISM, LENS and TRACK system luminaire series. They make it possible to create complex structures within the respective series or between PRISM, LENS and TRACK series. Connectors for PALADIO LENS and TRACK system are always directly and indirectly applied with blind covers. All connectors can, however, only be operated with a complete system.

separate specification sheet for PALADIO CONNECT 2 35 ILLUMINATED

	L x W x H mm	Weight ² kg	Item No.	Mounting version	Colour	LED direct	LED indirect	Dimming	Power supply cable
Connectors	90° connector	168 x 168 x 70	3,6	2540.	X X.	X X.	X X.	X X.	X X.
	120° connector	160 x 160 x 70	3,6	2541.	X X.	X X.	X X.	X X.	X X.
	Cross connector	300 x 300 x 70	5,9	2542.	X X.	X X.	X X.	X X.	X X.
	T-connector	300 x 168 x 70	4,7	2543.	X X.	X X.	X X.	X X.	X X.
	Individual connector	168 x 168 x 70 (+/- 10 mm)		2544.	X X.	X X.	X X.	X X.	X X.

CONNECT elements for PALADIO system luminaires cannot be operated separately. There is always the necessity for a connection to a system luminaire of the PALADIO series PRISM, LENS or TRACK.

Mounting version



X X X X. --. X X. X X. X X. X X. X X. X X. X X. X X X.

Finish

Standard



66 bronze anodised

Optional



60 silver anodised



62 black anodised



65 champ. gold anodised

X X X X. X X. --. X X. X X. X X. X X. X X. X X. X X X.

Direct

No LED / not illuminated

Standard: PALADIO LENS, TRACK, PRISM:
Blind cover

X X X X. X X. X X. 00. 00. 00. 00. X X. X X X.

The indirect side is always covered with blind covers

Dimming

Standard: without dimming

X X X X. X X. X X. X X. X X. X X. X X. 00. X X X.

Power supply cable

No power supply cable necessary, wiring with system luminaire through 220-240VAC/DALI connecting terminal.

X X X X. X X. X X. X X. X X. X X. X X. X X. 000.

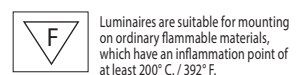
Pieces:

Complete order number:



---	--.	--.	00.	00.	00.	00.	00.	000.
-----	-----	-----	-----	-----	-----	-----	-----	------

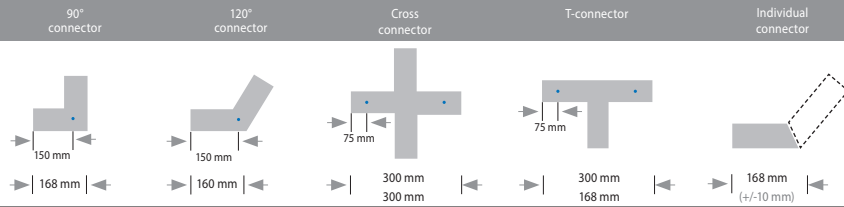
Input voltage 220-240 VAC 50-60 Hz



blind connectors

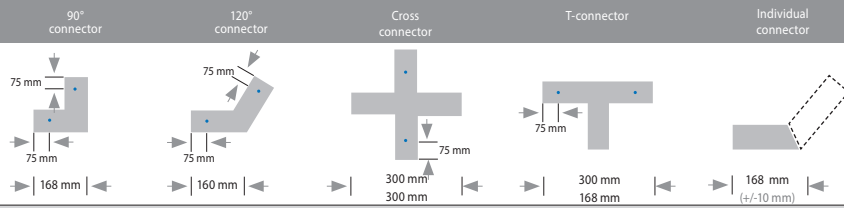
Mounting versions

OA - Pendant luminaire



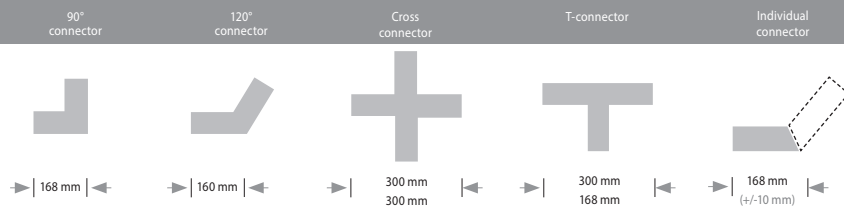
• Suspension points

OP - Surface mounted luminaire



• Fixation points

OV - Recessed luminaire with frame

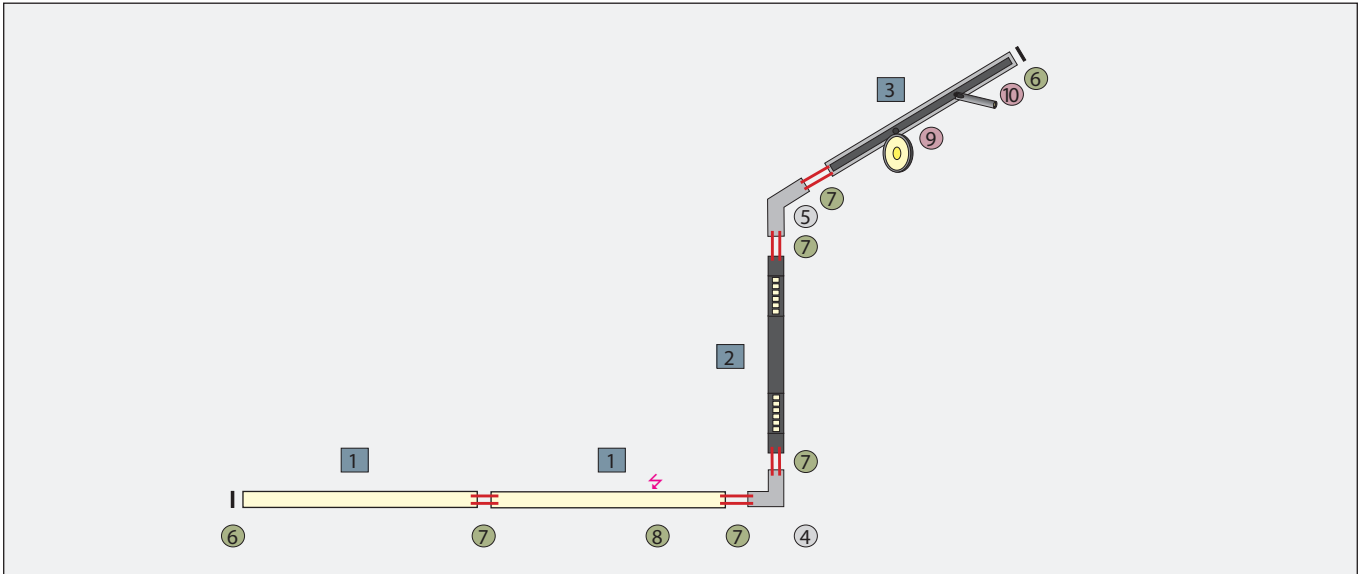


• Fixation points

PALADIO CONNECT 2 35

ORDER EXAMPLE

The diverse components of the PALADIO series give you the possibility to create your individually designed PALADIO SYSTEM LUMINAIRE. The illustration below shows only one of the various possibilities offered by the PALADIO System.



Luminaire	Connectors	Accessories	Light elements (TRACK)
1 PRISM 1130 mm	4 90° connector	6 End caps	9 AVVENI SPOT
2 LENS 1410 mm	5 120° connector	7 Connector Set (included)	10 FINO SPOT 2
3 TRACK 1410 mm		8 Power supply cable	