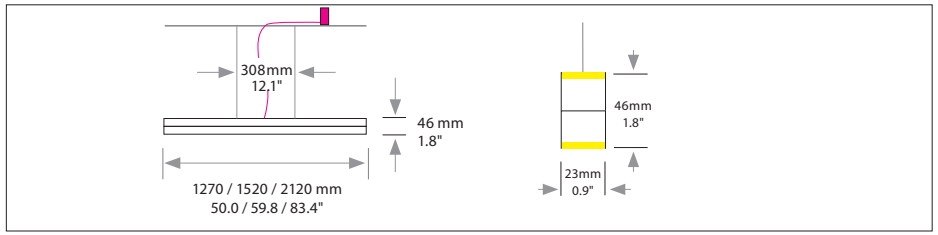



























DOPPIO LINEA DIRECT / INDIRECT

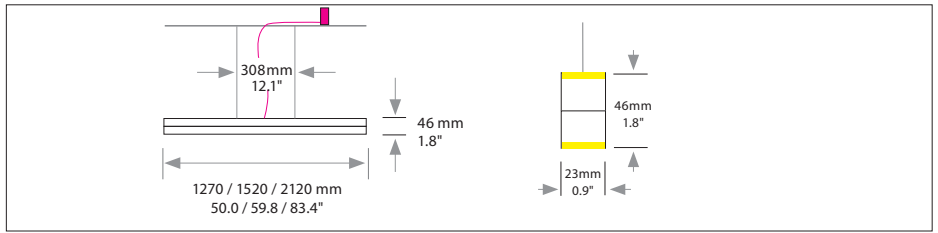
Housing: Aluminium profile with integrated opal diffusers
Design: SATTLER



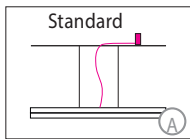
Sizes	Size: L x W mm	Inches	LED Watt direct / indirect	Lumen ¹⁾ direct / indirect	Weight ²⁾ kg/lbs	Item No.	LED	Dimming	LED	Finish	Power supply cable	Mounting version
Indirect 	1270 mm	50.0"	23 / 9	1.357 / 531	2.0 / 4.4	794.	X X.	X X.	X X.	X X.	X X X.	X
	1520 mm	59.8"	28 / 11	1.652 / 649	2.5 / 5.5	795.	X X.	X X.	X X.	X X.	X X X.	X
	2120 mm	83.4"	39 / 15	2.301 / 885	3.0 / 6.6	796.	X X.	X X.	X X.	X X.	X X X.	X
Single light, not mountable in row												
Direct	Direct and indirect light are switchable and dimmable together only											
Direct LED CRI > 90 Mac Adam 3 SELV L80 B10 100.000 h 	Standard:	Warm-white	3000 K	X X X.	30.	X X.	X X.	X X.	X X.	X X X.	X	
	Optional:	Neutral-white	4000 K	X X X.	40.	X X.	X X.	X X.	X X.	X X X.	X	
		Extra warm-white	2700 K	X X X.	27.	X X.	X X.	X X.	X X.	X X X.	X	
Indirect LED CRI > 90 Mac Adam 3 SELV L80 B10 100.000 h Indirect light is significantly weaker than direct light output 	Standard:	Warm-white	3000 K	X X X.	X X.	X X.	30.	X X.	X X.	X X X.	X	
	Optional:	Neutral-white	4000 K	X X X.	X X.	X X.	40.	X X.	X X.	X X X.	X	
		Extra warm-white	2700 K	X X X.	X X.	X X.	27.	X X.	X X.	X X X.	X	
		RGB colour control* with dimming DALI, CASAMBI	up to 1520mm/ 59.8" and only in combination	X X X.	X X.	X X.	60.	X X.	X X X.	X		
Dimming 	Standard:	Without Dimmer	X X X.	X X.	02.	X X.	X X.	X X X.	X			
	Optional:	0 - 10 V	X X X.	X X.	52.	X X.	X X.	X X X.	X			
		DALI	X X X.	X X.	62.	X X.	X X.	X X X.	X			
		CASAMBI	X X X.	X X.	82.	X X.	X X.	X X X.	X			
Finish Standard:  12 white, powder coated, similar RAL 9003 Optional (Powder coated):  11 white, similar RAL 9010  10 black fine textured  30 anthracite fine textured  33 sand silver fine textured  34 bronze satined  35 gold  36 brass  37 bronze fine textured  38 copper Optional (Premium):  22 aluminium polished  27 brush-finished aluminium  XX Custom finish												
	Power supply cable Standard:  Z 70 Silver Optional:  Z 71 white  Z 72 grey  Z 73 black  Z 74 orange  Z 75 red  Z 76 green Without power cable 000 Current-carrying F, R, T, K											

DOPPIO LINEA DIRECT / INDIRECT

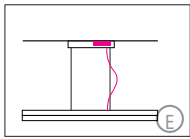
Housing: Aluminium profile with integrated opal diffusers
Design: SATTLER



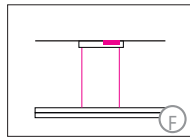
Mounting version



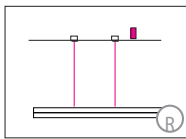
2-point suspension with external power supply unit in suspended ceiling



Suspension through canopy



Current-carrying steel cables. Not in combination with RGB



Suspension with current-carrying steel cables and cavity wall box. Not in combination with RGB.

Item No.	LED	Dimming	LED	Finish	Power supply cable	Mounting version
X X X.	X X.	X X.	X X.	X X.	X X X	.

A, R = Distance of external power supply unit to light fixture max. 10m / 394".

Including steel cable suspension 3000mm / 118.1"
or/and power supply cable 3000mm / 118.1"



---	---	---	---	---	---	---
-----	-----	-----	-----	-----	-----	-----

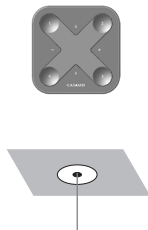
Complete order number

Power supply units:		Type / Size mm / inch L x W x H	For use with Mounting version	Protective rating
	DE 1F	363 x 143 x 56 mm / 14.2 x 5.6 x 2.2"	A, R	IP 20
In combination with RGB				
	DE 2F	363 x 283 x 56 mm / 14.2 x 11.1 x 2.2	A	IP 20

Input voltage for all external power supply units and canopy is 220-240 VAC 50-60 Hz

Canopy:		Type / Size mm / inch	For use with Mounting version	Protective rating
	DBL 390	L 390 x W 70 x H 70 mm L 15.4 x W 2.8 x H 2.8 mm	E, F	IP 10
In combination with RGB:				
	DBL 490	L 492 x W 70 x H 70 mm L 119.4 x W 2.8 x H 2.8 mm	E, F	IP 10
Colour: 12 white, similar RAL 9003, contact factory for other finishes				
USA/Canada: Canopy mounts to 4" octagonal junction box.				

Optional



CASAMBI wall-switch

207. 00. 00. 00. 12. (white)
207. 00. 00. 00. 10. (black)

Casambi wall-switch is a wireless user interface that can be configured via the Casambi app. The four target buttons can control a scene or an animation of the user's choice or simply one luminaire, one luminaire group or all lights together if so desired. Up to 4 groups may be separately programmed. It comes with a wall mounting plate. The switch may be also used on its own as it is attached to the wall plate using magnets.

Power cable cover plate for mounting version A

200. 00. 00. 00. 12. (white)

Consisting of a cavity ceiling box with 80mm round metal cover. Applicable to mounting version A..

