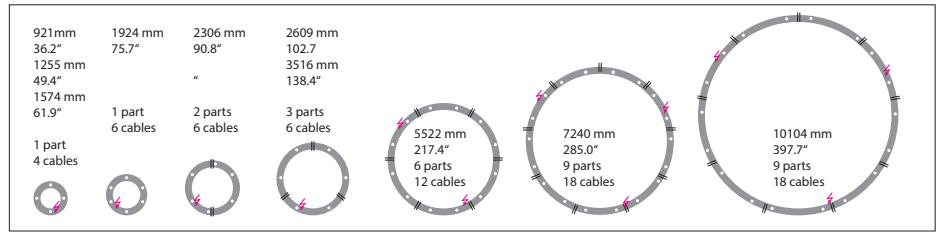
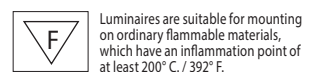


## DUETTO DIRECT

Housing: Aluminium profile with integrated opal diffuser  
Design: SATTLER

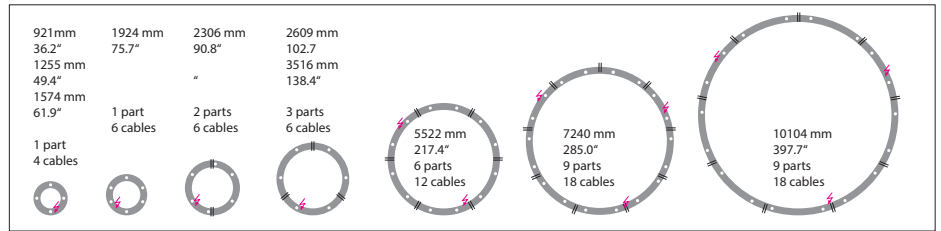


Size	Size: Ø mm	Inches	LED Watt	Lumen <sup>1)</sup>	Weight <sup>2)</sup> kg/lbs	Item No.	LED	Dimming	LED	Finish	Power supply cable	Mounting version
	921 mm	36.2"	48	2.367	7,6 16.7	1629.	X X.	X X.	X X.	X X.	X X X.	X
	1255 mm	49.4"	67	3.552	10,3 22.7	1630.	X X.	X X.	X X.	X X.	X X X.	X
	1574 mm	61.9"	85	4.567	13,0 28.6	1631.	X X.	X X.	X X.	X X.	X X X.	X
	1924 mm	75.7"	105	5.638	14,5 31.9	1632.	X X.	X X.	X X.	X X.	X X X.	X
	2306 mm	90.8"	126	6.442	18,4 40.5	1633.	X X.	X X.	X X.	X X.	X X X.	X
	2609 mm	102.7"	144	7.472	20,0 44.0	1634.	X X.	X X.	X X.	X X.	X X X.	X
	3516 mm	138.4"	195	10.070	25,0 55.1	1635.	X X.	X X.	X X.	X X.	X X X.	X
	5522 mm	217.4"	308	15.815	43,5 95.9	1636.	X X.	X X.	X X.	X X.	X X X.	X
	7240 mm	285.0"	372	20.735	54,0 119.0	1637.	X X.	X X.	X X.	X X.	X X X.	X
	10104 mm	397.7"	562	28.937	76,0 167.5	1638.	X X.	X X.	X X.	X X.	X X X.	X
<b>LED</b>		Standard: Warm-white		3000 K		X X X.	30.	X X.	X X.	X X.	X X X.	X
		Optional: Neutral-white		4000 K		X X X.	40.	X X.	X X.	X X.	X X X.	X
		Extra warm-white		2700 K		X X X.	27.	X X.	X X.	X X.	X X X.	X
<b>Dimming</b>		Standard: Without Dimmer				X X X.	X X.	01.	00.	X X.	X X X.	X
		Optional: 0 - 10 V				X X X.	X X.	51.	00.	X X.	X X X.	X
		DALI				X X X.	X X.	61.	00.	X X.	X X X.	X
		CASAMBI				X X X.	X X.	81.	00.	X X.	X X X.	X
<b>Finishes</b>		Standard: 12 white, similar RAL 9003		Optional: 10 black fine textured		X X X.	X X.	X X.	X X.	X X.	X X X.	X
<b>Power supply cable</b>		Standard: Z 70 Silver				X X X.	X X.	X X.	X X.	X X.	Z70.	X

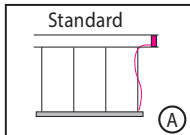


## DUETTO DIRECT

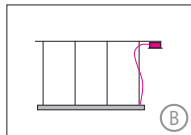
Housing: Aluminium profile with integrated opal diffuser  
Design: SATTLER



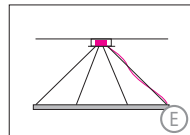
### Mounting version



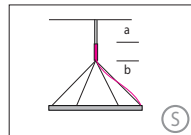
up to Ø 1574 mm / 61.9"  
4-point suspension  
up to Ø 3516 mm / 138.4"  
6-point suspension  
with external power supply  
unit in suspended ceiling  
up to Ø 5522 mm / 217.4"  
12-point suspension



up to Ø 1574 mm / 61.0"  
4-point suspension  
up to Ø 3516 mm / 138.4"  
6-point suspension  
with external power supply  
unit in separate canopy



up to Ø 1924 mm / 75.7"  
suspension through canopy



up to Ø 1924 mm / 75.7"  
suspension with pendant  
canopy and steel cables  
(a) 5000 mm / 196.8"+  
(b) 3000 mm / 118.1"

Item No.	LED	Dimming	LED	Finish	Power supply cable	Mounting version
X X X.	X X.	X X.	X X.	X X.	X X X	-

Ø 7240 - 10019 mm on request

A, B = Distance of external power supply unit to light fixture max. 10m / 394".

E, S = Minimum suspension height is half the diameter of light fixture, maximum suspension height two times diameter of light fixture

Including steel cable suspension 3000mm/118" and/or power supply cable 3000mm/118" version S 5000 + 3000mm / 197"+118"

▶ 

---	---	---	---	---	---	---
-----	-----	-----	-----	-----	-----	-----

  
Complete order number

Power supply units:		Type / Size mm / inch L x W x H	For use with Mounting version	Protective rating
	DE 1F	363 x 143 x 56 mm / 14.2 x 5.6 x 2.2"	A (up to Ø 1924 mm)	IP 20
	DE 2F	363 x 283 x 56 mm / 14.2 x 11.1 x 2.2"	A (up to Ø 3516 mm)	IP 20
	DE 3F	363 x 403 x 85 mm / 14.2 x 15.7 x 3.3"	A (up to Ø 5522 mm)	IP 20

Further sizes on request

Input voltage for all external power supply units and canopy is 100-240 VAC 50-60 Hz

Canopy:		Type/ Size mm / inch Ø cover plate / body / H	For use with Mounting version	Protective rating
	DB 230	Ø 230 / 210 / 60 mm / 9.5 / 8.3 / 2.3"	B, E (Ø 921 mm)	IP 20
	DB 290	Ø 290 / 260 / 60 mm / 11.4 x 10.2 / 2.3"	B, E (up to Ø 1924 mm)	IP 20
	DB 350	Ø 350 / 320 / 60 mm / 13.7 x 12.5 / 2.3"	B (up to Ø 3516 mm)	IP 20
	PB 375	Ø 90 H 375 mm / 3.5 x 14.8"	S (up to Ø 1924 mm)	IP 20

Colour: 12 white, similar RAL 9003, contact factory for other finishes  
USA/Canada: Canopy mounts to 4" octagonal junction box.

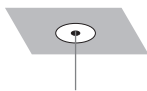
### Optional



CASAMBI wall-switch

207. 00. 00. 00. 12. (white)  
207. 00. 00. 00. 10. (black)

Casambi wall-switch is a wireless user interface that can be configured via the Casambi app. The four target buttons can control a scene or an animation of the user's choice or simply one luminaire, one luminaire group or all lights together if so desired. Up to 4 groups may be separately programmed. It comes with a wall mounting plate. The switch may be also used on its own as it is attached to the wall plate using magnets.



Power cable cover plate for mounting version A

200. 00. 00. 00. 12. (white)

Consisting of a cavity ceiling box with 80mm round metal cover. Applicable to mounting version A.

