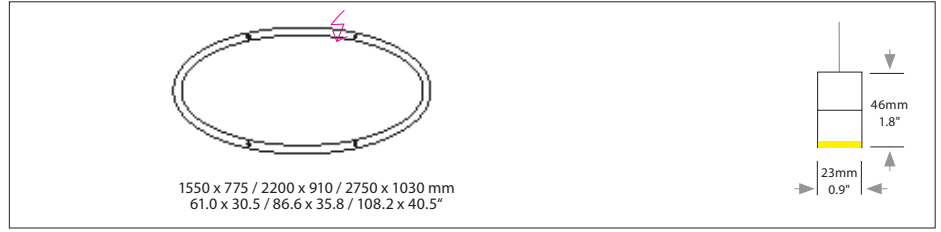



## DOPPIO ELLIPSE DIRECT

Housing: Aluminium profile with integrated opal diffuser  
Design: SATTLER



Sizes	Size: L x W x H mm	Inches	LED Watt	Lumen <sup>1)</sup>	Weight <sup>2)</sup> kg/lbs	Item No.	LED	Dimming	LED	Finish	Power supply cable	Mounting version
	1550 x 775 mm	61.0 x 30.5"	70	4.130	6 / 13.2	1091.	XX.	XX.	XX.	XX.	XXX.	X
	2200 x 910 mm	86.6 x 35.8"	89	5.251	7 / 15.4	1092.	XX.	XX.	XX.	XX.	XXX.	X
	2750 x 1030 mm	108.2 x 40.5"	115	6.785	9 / 19.8	1093.	XX.	XX.	XX.	XX.	XXX.	X

LED	Standard:	Warm-white	3000 K	XXX.	30.	XX.	XX.	XX.	XX.	XXX.	X
CRI > 90 Mac Adam 3 SELV L80 B10 100.000 h	Optional:	Neutral-white	4000 K	XXX.	40.	XX.	XX.	XX.	XX.	XXX.	X
		Extra warm-white	2700 K	XXX.	27.	XX.	XX.	XX.	XX.	XXX.	X

Dimming	Standard:	Without Dimmer	XXX.	XX.	01.	00.	XX.	XXX.	X
	Optional:	0-10	XXX.	XX.	51.	00.	XX.	XXX.	X
		DALI	XXX.	XX.	61.	00.	XX.	XXX.	X
		CASAMBI	XXX.	XX.	81.	00.	XX.	XXX.	X

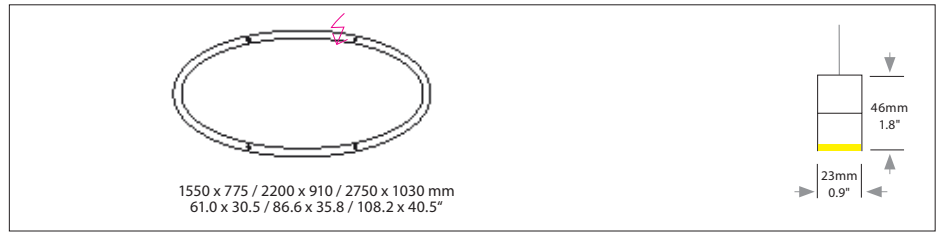

Finish	Standard:	Optional (Powder coated):	Optional (Premium):	11 white, similar RAL 9010	10 black fine textured	30 anthracite fine textured	33 sand silver fine textured	34 bronze satined	22 aluminium polished	27 brush-finished aluminium	22, 27 Top cover black	66 bronze anodised brushed	65 champ. gold anodised brushed	XX Custom finish	XXX.	XX.	XX.	XX.	---	XXX.	X
	12 white, powder coated, similar RAL 9003	35 gold	36 brass	37 bronze fine textured	38 copper																

Power supply cable	Standard:	Optional:	Z 70 Silver	Z 71 white	Z 72 grey	Z 73 black	Z 74 orange	Z 75 red	Z 76 green	000 Current-carrying F, R, T, K	XXX.	XX.	XX.	XX.	XX.	---	X

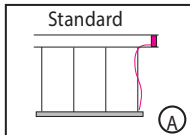
Handcrafted in Germany, certified quality  
 ETL Intertek  
 Conforms to UL-STD 1598 Certified to CSA-STD C22.2 No.250.0-08  
 IP 50 Protective rating of luminaire  
 Direct light distribution  
 Protection class III: only suitable for very low voltage supply (<50V)  
 Luminaires are suitable for mounting on ordinary flammable materials, which have an inflammation point of at least 200° C. / 392° F.

## DOPPIO ELLIPSE DIRECT

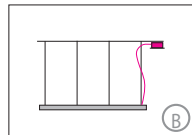
Housing: Aluminium profile with integrated opal diffuser  
Design: SATTLER



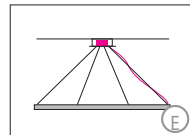
### Mounting version



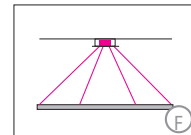
4-point suspension with external power supply unit in suspended ceiling



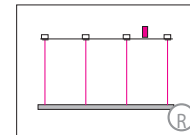
4-point suspension with external power supply unit in separate canopy



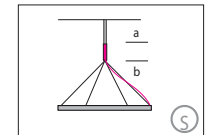
suspension through canopy



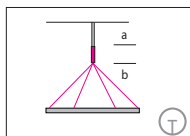
4 current-carrying steel cables.



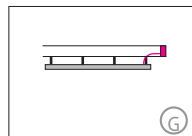
Suspension with 4 current-carrying steel cables and cavity wall box.



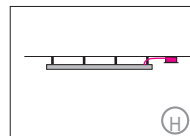
Suspension with pendant canopy PB 375 and steel cables  
(a) 5000 mm / 196.8" +  
(b) 3000 mm / 118.1"



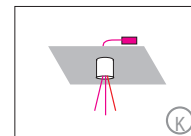
Suspension with pendant canopy PB 375 and current-carrying steel cables  
(a) 5000 mm / 196.8" +  
(b) 3000 mm / 118.1"



Direct ceiling mounting (white) 50mm / 1.9" with external power supply unit in suspended ceiling



Direct ceiling mounting (white) 50mm / 1.9" with external power supply unit in separate canopy



Suspension point as clamping unit with 4 cables and remote technical unit in suspended ceiling.

Item No.	LED	Dimming	LED	Finish	Power supply cable	Mounting version
x x x.	x x.	x x.	x x.	x x.	x x x	-

A, B, G, H, R = Distance of external power supply unit to light fixture max. 10m / 394".

E, F, S, T, K = Minimum suspension height is half the diameter of light fixture, maximum suspension height two times diameter of light fixture

Including steel cable suspension Version F,R 3000mm/118" version S,T 5000 + 3000mm / 197"+118" and/or power supply cable 5000mm/197"

-	-	-	-	-	-	-
---	---	---	---	---	---	---

Complete order number

Power supply units:		Type / Size mm / inch L x W x H	For use with Mounting version	Protective rating
	DE 1F	360 x 143 x 56 mm / 14.2 x 5.6 x 2.2"	A, G, R, K	IP 20

Input voltage for all external power supply units and canopy is 220-240 VAC 50-60 Hz

Canopy:		Type / Size mm / inch	For use with Mounting version	Protective rating
	DB 290	Ø 290 / 260 / 60 mm / 11.4 x 10.2 / 2.3"	B, E, F, H (up to 2200 mm)	IP 20
	DB 350	Ø 350 / 320 / 60 mm / 13.7 x 12.5 / 2.3"	B, E, F, H (up to 2750 mm)	IP 20
	PB 375	Ø 90 H 375 mm / 3.5 x 14.8"	S, T	IP 20

Colour: 12 white, similar RAL 9003, contact factory for other finishes  
USA/Canada: Canopy mounts to 4" octagonal junction box.

### Optional

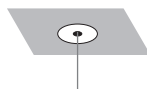


#### CASAMBI wall-switch

207. 00. 00. 00. 12. (white)

207. 00. 00. 00. 10. (black)

Casambi wall-switch is a wireless user interface that can be configured via the Casambi app. The four target buttons can control a scene or an animation of the user's choice or simply one luminaire, one luminaire group or all lights together if so desired. Up to 4 groups may be separately programmed. It comes with a wall mounting plate. The switch may be also used on its own as it is attached to the wall plate using magnets.



#### Power cable cover plate for mounting version A

200. 00. 00. 00. 12. (white)

Consisting of a cavity ceiling box with 80mm round metal cover. Applicable to mounting version A..



Handcrafted in Germany, certified quality



Conforms to UL-STD 1598 Certified to CSA-STD C22.2 No.250.0-08



Protective rating of luminaire



Direct light distribution



Protection class III: only suitable for very low voltage supply (<50V)



Luminaires are suitable for mounting on ordinary flammable materials, which have an inflammation point of at least 200° C. / 392° F.