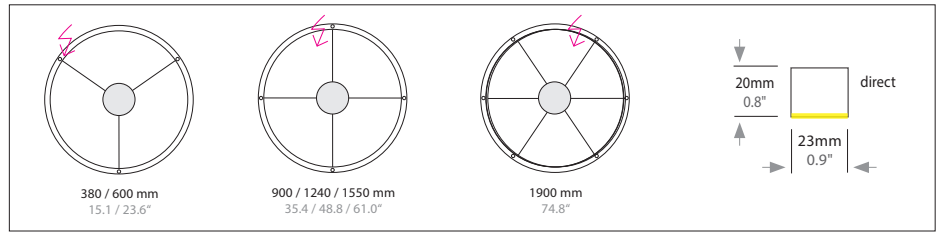


SLIM DIRECT

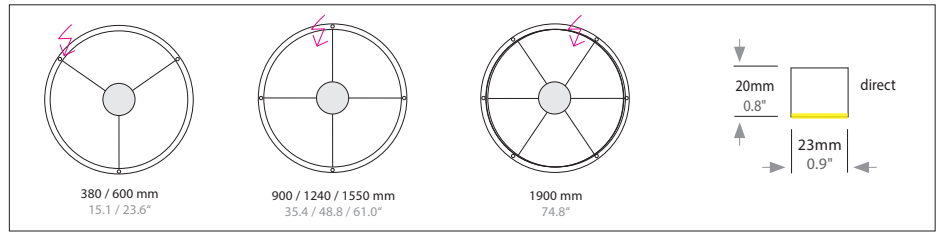
Housing: Circular aluminium profile with integrated opal diffuser
 Design: SATTLER



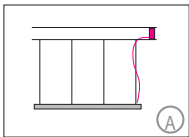
Size: Ø mm	Inches	LED Watt	Lumen ¹⁾	Weight ²⁾ kg/lbs	Item No.	LED	Dimming	LED	Finish	Power supply cable	Mounting version		
Ø 380 mm	15.0"	21	1.269	2.5 / 5.5	709.	X X.	X X.	X X.	X X.	X X X.	X		
Ø 600 mm	23.6"	31	2.192	3.0 / 6.6	710.	X X.	X X.	X X.	X X.	X X X.	X		
Ø 900 mm	35.4"	51	3.196	3.5 / 7.7	711.	X X.	X X.	X X.	X X.	X X X.	X		
Ø 1240 mm	48.8"	66	4.053	5.0 / 11.0	712.	X X.	X X.	X X.	X X.	X X X.	X		
Ø 1550 mm	61.0"	85	5.208	5.5 / 12.1	713.	X X.	X X.	X X.	X X.	X X X.	X		
Ø 1900 mm	74.8"	102	6.337	6.0 / 13.2	714.	X X.	X X.	X X.	X X.	X X X.	X		
LED CRI > 90 Mac Adam 3 SELV L80 B10 100.000 h	 	Standard: Warm-white	3000 K		X X X.	30.	X X.	X X.	X X.	X X X.	X		
		Optional: Neutral-white	4000 K		X X X.	40.	X X.	X X.	X X.	X X X.	X		
		Optional: Extra warm-white	2700 K		X X X.	27.	X X.	X X.	X X.	X X X.	X		
		Optional: Tunable white* RGB colour control*	2700 - 6500 K		X X X.	80. 60.	X X. X X.	X X. 00.	X X. X X.	X X X. X X X.	X X		
		*only in combination with dimming DALI, CASAMBI											
Dimming		Standard: Without Dimmer			X X X.	X X.	01.	00.	X X.	X X X.	X		
		Optional: 0-10 DALI			X X X.	X X.	51. 61.	00. 00.	X X. X X.	X X X. X X X.	X X		
		Optional: CASAMBI			X X X.	X X.	81.	00.	X X. X X.	X X X. X X X.	X X		
Finish	Standard: 12 white, powder coated, similar RAL 9003 Optional (Powder coated): Optional (Premium):	11 white, similar RAL 9010	10 black fine textured	30 anthracite fine textured	33 sand silver fine textured	34 bronze satined							
		35 gold	36 brass	37 bronze fine textured	38 copper								
		22 aluminium polished	27 brush-finished aluminium	66* bronze anodised brushed	65* champ. gold anodised brushed	XX Custom finish	X X X.	X X.	X X.	X X.	X X X.	X	
				* up to Ø900 mm									
		Power supply cable	Standard: 000 Current-carrying F, R, T, K Optional:	Z 70 Silver	Z 71 white	Z 72 grey	Z 73 black						
				Z 74 orange	Z 75 red	Z 76 green			X X X.	X X.	X X.	X X.	X X.

SLIM DIRECT

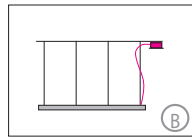
Housing: Circular aluminium profile with integrated opal diffuser
Design: SATTLER



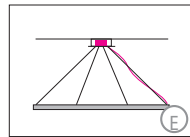
Mounting version



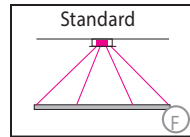
up to Ø 1550 mm / 61.0"
4-point suspension
Ø 1900 mm / 74.8"
6-point suspension with external power supply unit in suspended ceiling



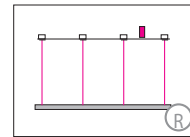
up to Ø 1550 mm / 61.0"
4-point suspension
Ø 1900 mm / 74.8"
6-point suspension with external power supply unit in separate canopy



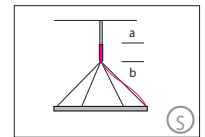
suspension through canopy



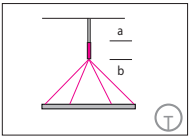
4/6 current-carrying steel cables. Not in combination with RGB



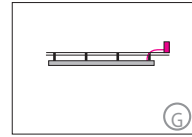
Suspension with current-carrying steel cables and cavity wall box. Not in combination with RGB.



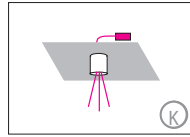
Suspension with pendant canopy PB 375 and steel cables
(a) 5000 mm / 196.8" +
(b) 3000 mm / 118.1"



Suspension with pendant canopy PB 375 and current-carrying steel cables.
(a) 5000 mm / 196.8" +
(b) 3000 mm / 118.1"
Not in combination with RGB.



Direct ceiling mounting 50mm / 1.9" with external power supply unit in suspended ceiling



Suspension point as clamping unit with 4/6 cables and remote technical unit in suspended ceiling.

Item No.	LED	Dimming	LED	Finish	Power supply cable	Mounting version
X X X.	X X.	X X.	X X.	X X.	X X X	<input type="checkbox"/>

---	---	---	---	---	---	---
-----	-----	-----	-----	-----	-----	-----

Complete order number

A, B, G, R, K = Distance of external power supply unit to light fixture max. 10m / 394"

S, T, K, E, F = Minimum suspension height half the diameter of light fixture, maximum suspension height two times diameter of light fixture

Including steel cable suspension Version F,R 3000mm/118"

version S,T 5000 + 3000mm / 197"+118" and/or power supply cable 5000mm/197"

Power supply unit:		For use with Mounting version	Protective rating
Type / Size mm / inch L x W x H	DE 1F 363x143x56 mm / 14.3 x 5.6 x 2.2"	A,G,R,K	IP 20

Input voltage for all external power supply units and canopy is 220-240 VAC 50-60 Hz

Canopy:		For use with Mounting version	Protective rating
Type/ Size mm / inch Ø cover plate / body / H	DB 230 Ø 230 / 210 / 60 mm / 9.5 / 8.3 / 2.3"	B, E, F (up to Ø 900 mm)	IP 20
	DB 290 Ø 290 / 260 / 60 mm / 11.4 x 10.2 / 2.3"	B, E, F (up to Ø 1550 mm)	IP 20
	DB 350 Ø 350 / 320 / 60 mm / 13.7 x 12.5 / 2.3"	B, E, F (up to Ø 1900 mm)	IP 20
	PB 375 Ø 90 H 375 mm / 3.5 x 14.8"	S, T	IP 20

Colour: 12 white, similar RAL 9003, contact factory for other finishes
USA/Canada: Canopy mounts to 4" octagonal junction box.

Optional

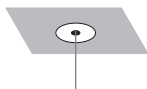


CASAMBI wall-switch

207. 00. 00. 00. 12. (white)

207. 00. 00. 00. 10. (black)

Casambi wall-switch is a wireless user interface that can be configured via the Casambi app. The four target buttons can control a scene or an animation of the user's choice or simply one luminaire, one luminaire group or all lights together if so desired. Up to 4 groups may be separately programmed. It comes with a wall mounting plate. The switch may be also used on its own as it is attached to the wall plate using magnets.



Power cable cover plate for mounting version A, G

200. 00. 00. 00. 12. (white)

Consisting of a cavity ceiling box with 80mm round metal cover. Applicable to mounting version A., G.



Handcrafted in Germany, certified quality



Conforms to UL-STD 1598 Certified to CSA-STD C22.2 No.250.0-08



Protective rating of luminaire



Direct light distribution



Protection class III: only suitable for very low voltage supply (<50V)



Luminaires are suitable for mounting on ordinary flammable materials, which have an inflammation point of at least 200° C. / 392° F.